

# TECHNICAL DATA SHEET

Fixing Point.

## FP DXH



### Description:

Ø6.3 x Lmm, Self-drilling, Bi-metal stainless steel, Light Section

### Fastener Material:

Austenitic Stainless Steel A2 (304 Grade)

### Drill Point:

Hardened Carbon Steel

### Drilling Capacity:

1.2mm – 2.0mm

### Washer Material:

1.0mm Austenitic Stainless Steel A2 (304 Grade)

### EPDM Thickness:

S16 – 2.5mm / S19 – 3.0mm / S29 – 3.0mm

### EPDM Hardness:




50° Shore

### Head Styles & Drive:

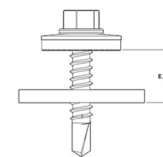
DXH 8.0mm Hex with plain finish  
 SPCTDXH 8.0mm Hex with P.P.C. finish  
 SCTDXH 11.0mm Bi-hex nylon moulded finish

### Application(s):

Standing seam halter to Spacer support rail  
 Weather sheet to Spacer support rail  
 Rooflight over steel sidelap



Code	Length	Effective Thread Length
DXH37	37mm	18mm
DXH47	47mm	28mm



Effective Thread Length includes the maximum substrate thickness and ensures that only stainless threads are engaged.

## Code Explanation

### DXH 37 S16

DXH = FP Stainless Steel Fastener, Halter-fix  
 37 = Fastener Length  
 S16 = 16mm Stainless Steel Bonded Washer

### 10A05 SCTDXH 47 S19

10A05 = Colour Reference  
 SCTDXH = FP Bi-hex Nylon Moulded Stainless Steel Fastener, Halter-fix  
 47 = Fastener Length  
 S19 = 19mm Stainless Steel Bonded Washer

T +44 (0) 1242 265100 E info@fixingpoint.com [fixingpoint.com](http://fixingpoint.com)

Reg No: 02050516 • Reg Co address: 183 - 205 Westgate Street, Gloucester, England, GL1 2RN

Everything on point

# TECHNICAL DATA SHEET

## FP DXH

### Durability:


These products may be used for indoor and outdoor applications with corrosion category class of C1, C2 or C3 in accordance with Table B1 and Table B2 in EN 1993-1-3 and EN ISO 12944-2. Subject to approval by Fixing Point, they may also be used in applications with a corrosion category class C4 or C5 in accordance with these Tables.

Warranties up to 25-years on these products are available with prior project approval from Fixing Point.


Note: These products are not considered suitable for use in swimming pool buildings where they may be exposed to a chlorine-rich environment and the risk of condensation – consult Fixing Point

### Technical Data:


#### Pull Out



	Material Thickness	1.2mm	1.2mm	1.5mm	1.8mm	2.0mm
	Grade	S390	S450			
	Pull Out (kN)	2.272	2.519	3.383	3.957*	4.340

#### Pull Through

	Washer	S16		S19	
	Material Grade Thickness	Steel S220 0.5mm	Aluminium 170N/mm <sup>2</sup> 0.9mm	Steel S220 0.5mm	Aluminium 170N/mm <sup>2</sup> 0.9mm
	Pull Through (kN)	1.73	1.82*	1.87	1.97*

#### Shear

	Sheet - Material Grade Thickness	Steel S220 0.5mm		
	Purlin / Rail - Material Grade Thickness	Steel S450 1.2mm	Steel S450 2.0mm	Steel S450 3.0mm
	Shear (kN)	1.51	1.46	1.48

	Ultimate Tensile (kN)		Ultimate Shear (kN)
	11.160		9.583

All values shown are Characteristic value (NRk & VRk). The values have been derived from methodology as defined in the European Assessment Document (EAD) 33046-01-062. To determine the Design Value (NRd & VRd) the material safety factor of 1.33 must be applied to the Characteristic Values – unless a greater safety factor is specified.

Values marked \* are interpolated.

### Installation Guidelines:

Self-drilling fasteners should always be installed with a dedicated variable speed screwgun, fitted with an appropriately adjusted depth locating nosepiece. This will ensure that the correct compression of the washer is achieved.

Under no circumstances should impact drivers be used to install self-drilling fasteners they are detrimental to the mechanical performance of the fastener.

Based upon industry standards the following washer diameters should be used for the following applications:

- Roof Primary / Main-fix = 19mm
- Rooflight Primary / Main-fix = 29mm
- Wall Primary / Main-fix = 16mm
- Roof, Rooflight & Wall Secondary / Stitcher = 16mm



As well as choosing the appropriate washer diameter, the EPDM thickness and shore hardness is equally as important. It is recommended that for composite panels a minimum 3.0mm EPDM with a Shore hardness of between 40-60 and for built-up systems a minimum EPDM thickness of 2.0mm and Shore hardness of 60-80.