


TECHNICAL DATA SHEET

Fixing
Point.

FP SMLS



Description:

Ø7.5 x Lmm, Self-drilling, Bi-metal stainless steel, Stitcher

Fastener Material:

Austenitic Stainless Steel A2 (304 Grade)

Drill Point:

Hardened Carbon Steel

Drilling Capacity:

0.4mm – 2 x 0.9mm

Washer Material:

1.0mm Austenitic Stainless Steel A2 (304 Grade)

EPDM Thickness:

S16 – 2.5mm / S19 – 3.0mm / S29 – 3.0mm

EPDM Hardness:

50° Shore

Head Styles & Drive:

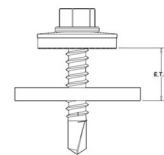
SMLS 8.0mm Hex with plain finish
SMPCTS 8.0mm Hex with P.P.C. finish
SMCTS 11.0mm Bi-hex nylon moulded finish

Application(s):

Sheet to sheet sidelap
Tail stitcher
Flashing to sheet



Code	Length	Effective Thread Length
SMLS233	33mm	5mm



Effective Thread Length includes the maximum substrate thickness and ensures that only stainless threads are engaged.

Code Explanation

S MLS2 33

S = Stainless Steel Fastener
MLS2 = Mega Stitcher
33 = Fastener Length
S16 = 16mm Stainless Steel Bonded Washer

10A05 SMCTS 33 S19

10A05 = Colour Reference
SMCT = Bi-hex Nylon Moulded Stainless Steel Fastener
S = Stitcher
33 = Fastener Length
S19 = 19mm Stainless Steel Bonded Washer

T +44 (0) 1242 265100 E info@fixingpoint.com fixingpoint.com

Reg No: 02050516 • Reg Co address: 183 - 205 Westgate Street, Gloucester, England, GL1 2RN

Everything on point

TECHNICAL DATA SHEET



FP SMLS

Durability:


These products may be used for indoor and outdoor applications with corrosion category class of C1, C2 or C3 in accordance with Table B1 and Table B2 in EN 1993-1-3 and EN ISO 12944-2. Subject to approval by Fixing Point, they may also be used in applications with a corrosion category class C4 or C5 in accordance with these Tables.

Warranties up to 25-years on these products are available with prior project approval from Fixing Point.

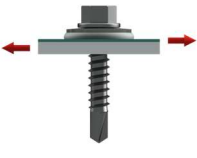
Note: These products are not considered suitable for use in swimming pool buildings where they may be exposed to a chlorine-rich environment and the risk of condensation – consult Fixing Point



Technical Data:

Pull Through

	Washer	S16		S19	
	Material Grade Thickness	Steel S220 0.5mm	Aluminium 170N/mm ² 0.9mm	Steel S220 0.5mm	Aluminium 170N/mm ² 0.9mm
	Pull Through (kN)	1.73	1.82*	1.87	1.97*

Shear

	Sheet - Material Grade Thickness	Steel S220 0.5mm
	Purlin / Rail - Material Grade Thickness	Steel S220 0.5mm
	Shear (kN)	0.98

	Ultimate Tensile (kN)		Ultimate Shear (kN)
	11.16		11.01

All values shown are Characteristic value (NRk & VRk). The values have been derived from methodology as defined in the European Assessment Document (EAD) 33046-01-062. To determine the Design Value (NRd & VRd) the material safety factor of 1.33 must be applied to the Characteristic Values – unless a greater safety factor is specified.

Values marked * are interpolated.

Installation Guidelines:

Self-drilling fasteners should always be installed with a dedicated variable speed screwgun, fitted with an appropriately adjusted depth locating nosepiece. This will ensure that the correct compression of the washer is achieved.

Under no circumstances should impact drivers be used to install self-drilling fasteners they are detrimental to the mechanical performance of the fastener.

Based upon industry standards the following washer diameters should be used for the following applications:

Roof Primary / Main-fix = 19mm
 Rooflight Primary / Main-fix = 29mm
 Wall Primary / Main-fix = 16mm
 Roof, Rooflight & Wall Secondary / Stitcher = 16mm



As well as choosing the appropriate washer diameter, the EPDM thickness and shore hardness is equally as important. It is recommended that for composite panels a minimum 3.0mm EPDM with a Shore hardness of between 40-60 and for built-up systems a minimum EPDM thickness of 2.0mm and Shore hardness of 60-80.